

## PAYING FOR CLASSES AT EDISON STATE

### PAYMENT OPTIONS

Edison State Community College provides payment options that meet your needs. Pay now with cash, check, or credit card. Or you can opt into the Deferred Payment Plan option. Financial aid is also available to those who qualify.

#### **Cash or Check**

**Drop Off:** This form of payment can be dropped off in-person to the Cashier's Office located in Room 160 at the Piqua Campus or at any regional location. **After Hours:** payment can be dropped off at the Edison State Dropbox located at the Piqua Campus in front of the Robinson Student Career Center. Please place your payment in a secure envelope with "Business Office" printed on it.

Checks can also be mailed to:  
Edison State Community College  
Business Office  
1973 Edison Dr.  
Piqua, OH 45356

#### **Phone**

Call **937.778.7975** to pay by credit card, you will be asked to provide your Student ID Number. There is a 2.5% convenience fee for credit card transactions. Payment receipt can be viewed on MyESCC.

#### **Online**

Credit Card Payments can be made online using the MyESCC student portal (*see page 2 for visual instructions*).

#### **Deferred Payment Plan**

If you are unable to pay your balance in full, you can use this option to make multiple smaller payments. Monitor payment due dates in the Academic Calendar and see below to review the provisions of this plan.

- Fall or Spring full terms can be divided into four payments.
- Summer term can be divided into two payments.


To opt-in to the Deferred Payment Plan, students must sign in to MyESCC and select "Student Finance" – "Make a Payment" – "Create Payment Plan" – "Payment Plan Review."

---

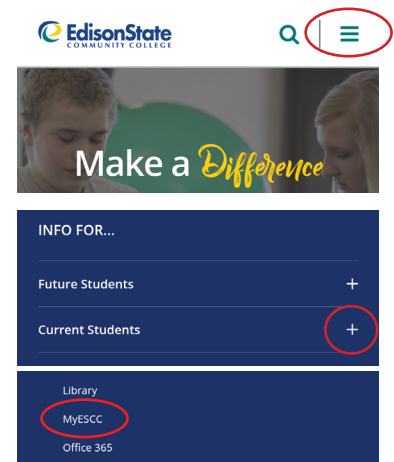
### HOW TO PAY ONLINE

1. **Desktop:** Hover over "Current Students" in the blue ribbon at the top, select "MyESCC."  
**Mobile Device:** Select menu icon at the top right, scroll and select "Current Student," select "MyESCC."
2. Sign in (upper-right hand corner) using your Edison State Username (User ID) and Password.
3. Click on "Student Finances".
4. Select "Make a Payment".
5. Choose your selected method of credit card payment from the drop down menu.

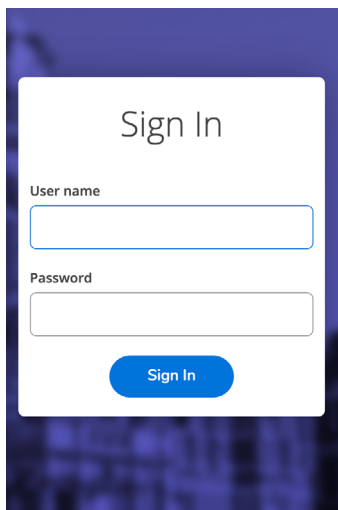
1 Desktop:




Mobile:



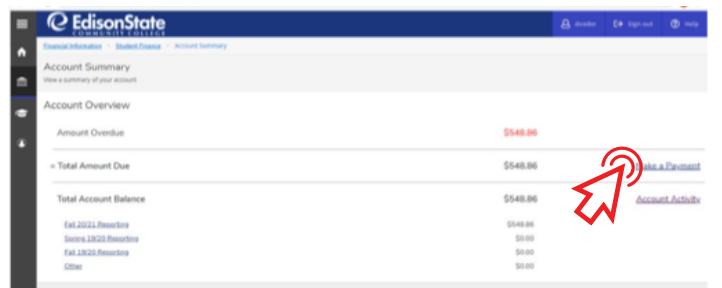
2



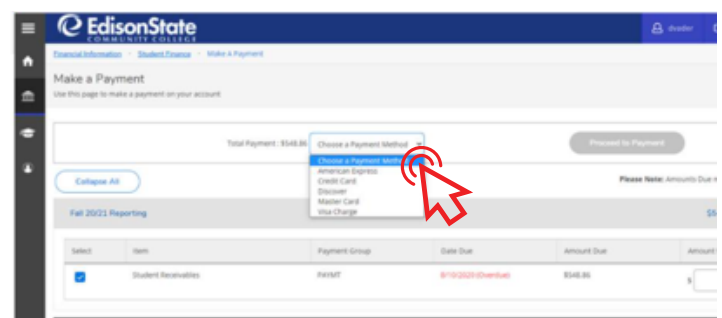
3



4



5



MORE INFORMATION

Visit [www.edisonohio.edu/payment-options](http://www.edisonohio.edu/payment-options) or call 937.778.7975.

