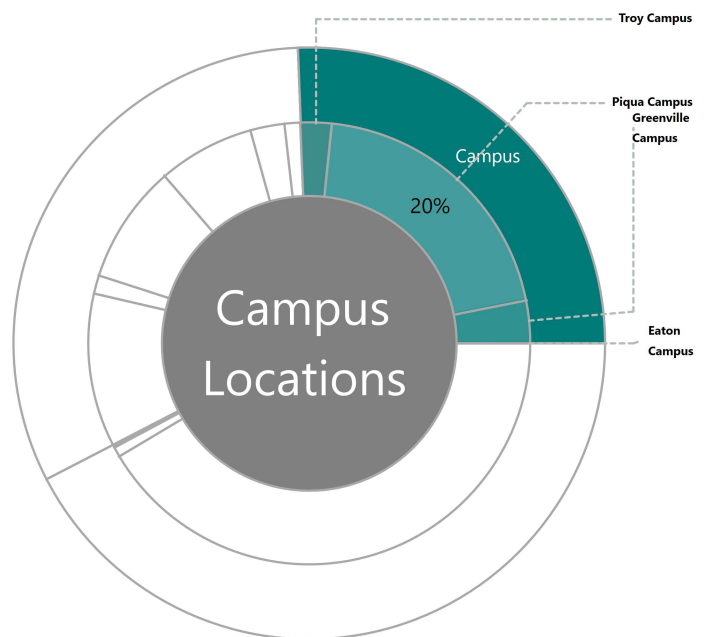
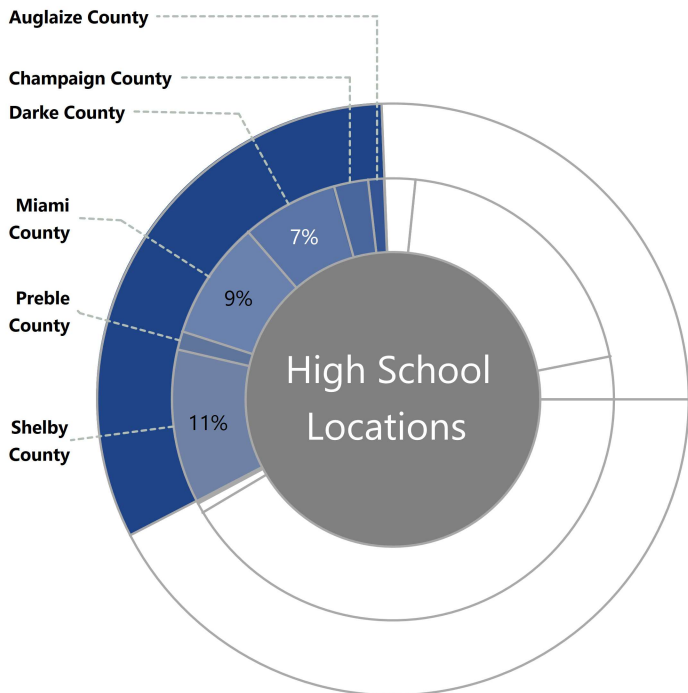
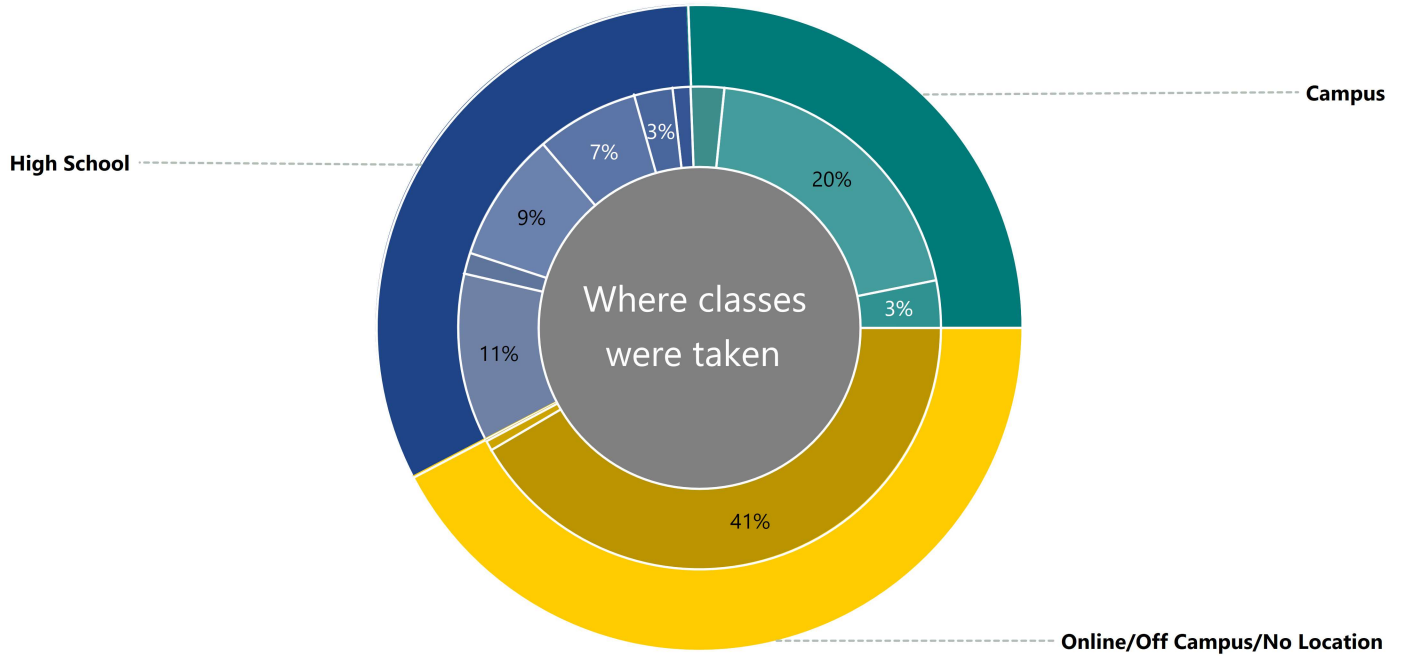


CREDIT HOURS FROM CURRENT & PREVIOUS SEMESTERS

	AY2019-20			AY2020-21			AY2021-22			AY2022-23			AY2023-24			AY2024-25	1-year Fall Change	5-year Fall Change
	Fall	Spring	Summer	Fall	Spring	Summer	Fall	Spring	Summer	Fall	Spring	Summer	Fall	Spring	Summer	Fall		
Totals	29,862	21,890	4,460	33,144	22,349	4,790	35,457	23,220	4,885	35,338	23,888	4,949	36,014	24,233	4,865	36,668	▲ 2%	▲ 23%
Class Time																		
Early Morning ¹	1,856	1,475	0	1,331	1,245	18	1,268	1,290	76	1,550	1,564	91	1,485	1,498	105	1,680	▲ 13%	▼ -9%
Day	8,678	7,022	72	2,412	2,609	373	6,452	4,412	353	5,744	4,233	400	5,658	4,112	400	4,602	▼ -19%	▼ -47%
Evening ²	2,181	1,779	104	984	1,067	460	1,202	1,310	577	1,642	1,786	594	1,749	1,579	443	1,494	▼ -15%	▼ -31%
No Scheduled Time ³	17,148	11,614	4,284	28,418	17,428	3,938	26,535	16,209	3,879	26,402	16,305	3,864	27,122	17,044	3,917	28,893	▲ 7%	▲ 68%
Location																		
Piqua Campus	10,615	8,442	104	2,229	2,917	469	6,780	5,345	689	7,134	6,044	745	6,956	5,609	605	6,146	▼ -12%	▼ -42%
Greenville Campus	1,570	1,140	0	1,003	935	128	1,341	801	104	1,066	772	112	1,133	797	107	904	▼ -20%	▼ -42%
Eaton Campus	164	115	0	119	71	21	107	39	3	38	13	6	29	0	0	8	▼ -72%	▼ -95%
Troy Campus	387	639	72	587	725	215	510	623	189	556	615	200	581	661	200	594	▲ 2%	▲ 53%
Online Class	5,890	6,564	4,106	15,530	12,624	3,783	11,958	11,100	3,786	11,694	11,403	3,736	11,862	11,313	3,834	11,806	▼ -0%	▲ 100%
Off Campus ⁴	42	77	66	92	70	62	88	190	100	103	134	116	152	209	119	138	▼ -9%	▲ 231%
No Assigned Location	95	194	111	75	97	103	49	33	14	54	18	34	61	31	0	47	▼ -23%	▼ -51%
High School (Auglaize County)	305	78	0	269	69	0	359	99	0	452	54	0	652	87	0	1,265	▲ 94%	▲ 315%
High School (Champaign County)	1,135	168	0	1,015	225	0	1,046	252	0	1,306	210	0	1,297	412	0	1,583	▲ 22%	▲ 39%
High School (Darke County)	2,988	1,327	0	3,294	1,380	0	3,592	1,361	0	3,174	1,236	0	3,323	1,185	0	3,434	▲ 3%	▲ 15%
High School (Miami County)	3,246	1,039	0	3,890	1,205	0	3,925	1,345	0	4,051	1,385	0	4,147	1,543	0	4,935	▲ 19%	▲ 52%
High School (Preble County)	418	129	0	871	276	9	832	183	0	849	88	0	712	180	0	876	▲ 23%	▲ 110%
High School (Shelby County)	3,008	1,977	0	4,170	1,688	0	4,870	1,849	0	4,828	1,916	0	5,109	2,206	0	4,923	▼ -4%	▲ 64%
Instructional Method																		
Lectures & Labs	10,865	8,422	117	134	157	555	1,748	3,112	748	5,936	4,531	886	5,973	4,432	740	5,132	▼ -14%	▼ -53%
Online	5,950	6,522	4,086	15,416	12,858	3,761	11,908	10,980	3,753	11,618	11,403	3,736	11,858	11,307	3,834	11,762	▼ -1%	▲ 98%
Flex	1,773	1,849	74	3,913	4,228	297	7,015	3,750	243	2,849	2,940	199	2,764	2,670	208	2,560	▼ -7%	▲ 44%
Practical Applications ⁵	158	312	146	167	186	136	149	316	129	226	116	95	162	186	83	162	▼ -1%	▲ 3%
Independent Study	31	63	37	36	11	31	12	42	12	14	24	34	49	25	0	27	▼ -45%	▼ -13%
High School ⁶	11,085	4,718	0	13,479	4,909	9	14,624	5,020	0	14,692	4,874	0	15,204	5,613	0	17,025	▲ 12%	▲ 54%
Student Level																		
Undergraduate	13,944	12,374	2,994	13,943	11,912	3,184	14,778	13,100	3,560	14,788	13,640	3,678	14,306	12,702	3,298	12,469	▼ -13%	▼ -11%
CC+	15,918	9,516	1,466	19,202	10,438	1,605	20,680	10,120	1,325	20,550	10,247	1,271	21,708	11,531	1,567	24,200	▲ 11%	▲ 52%

1. Classes before 9:00 A.M.
2. Classes beginning at 5:00 P.M. or later
3. Includes online, high school, and practical sessions
4. Classes and internships taught at businesses
5. Internships, practicums, and independent study
6. College Credit Plus instructed at high school campuses. Note that 62%–64% of high school courses beginning in the fall are full-year classes.

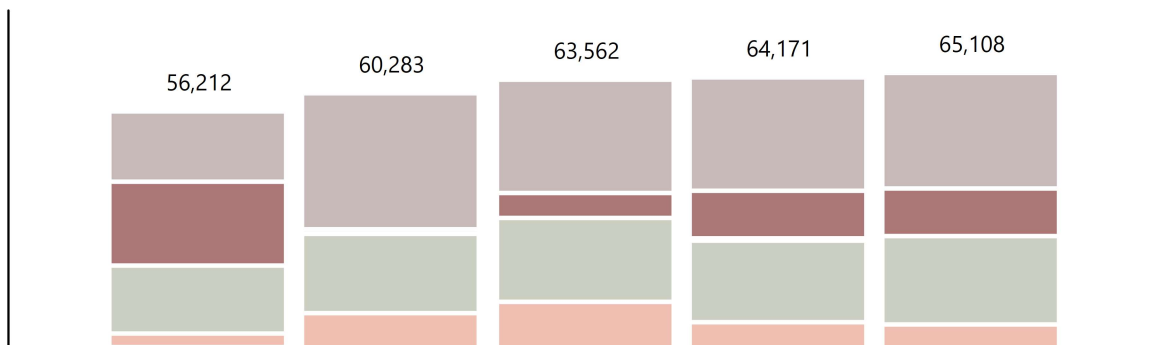
WHERE CREDIT HOURS WERE TAKEN - AY2023-24



HISTORICAL TRENDS

AY2019–20 | '20–21 | '21–22 | '22–23 | '23–24

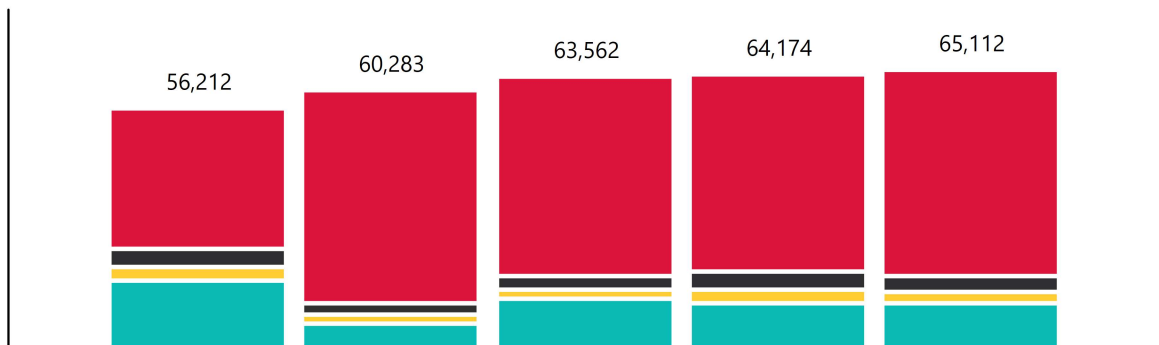
HOW CLASSES WERE TAKEN



How

- Consortium
- Flex
- High School
- Independent Study
- Lectures & Labs
- Online
- Practical Applications

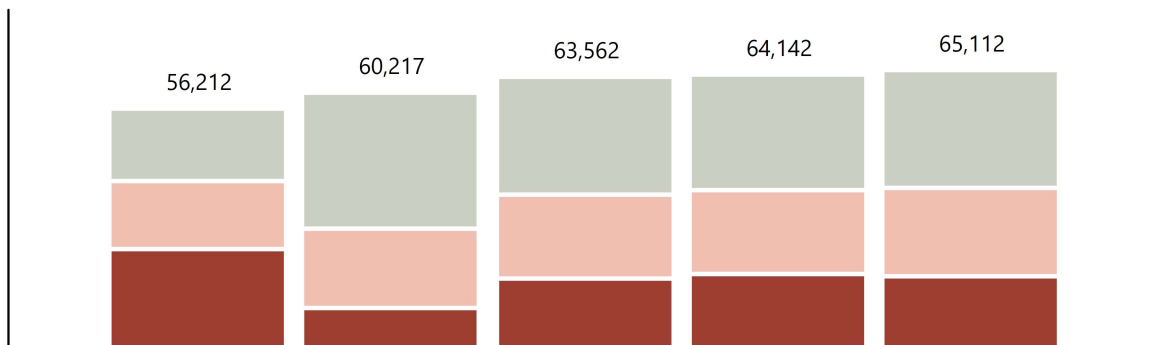
WHEN CLASSES WERE TAKEN



When

- Day
- Early Morning
- Evening
- No Scheduled Time

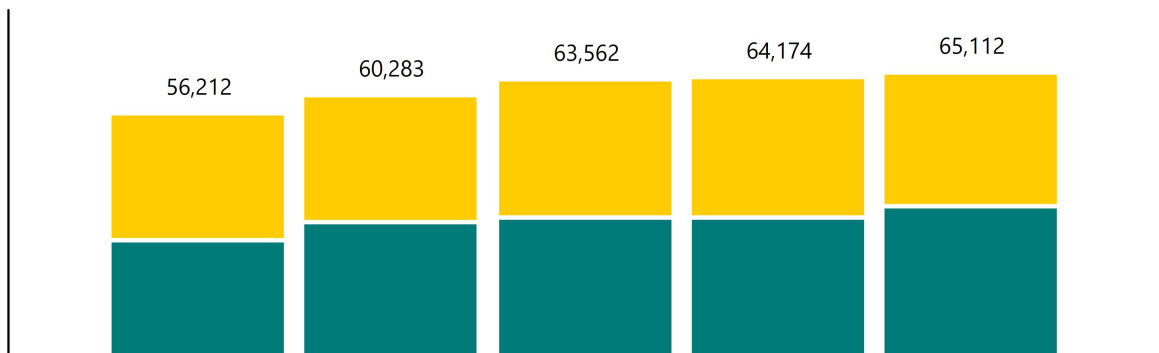
WHERE CLASSES WERE TAKEN



Where

- Campus
- High School
- Online/Off Campus/No Location

STUDENT LEVEL



Student Level

- CC+
- Undergraduate