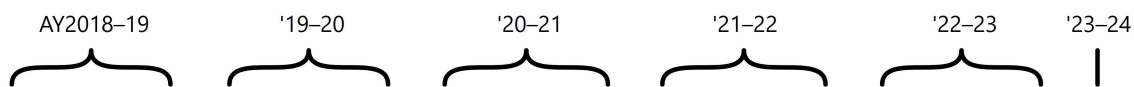


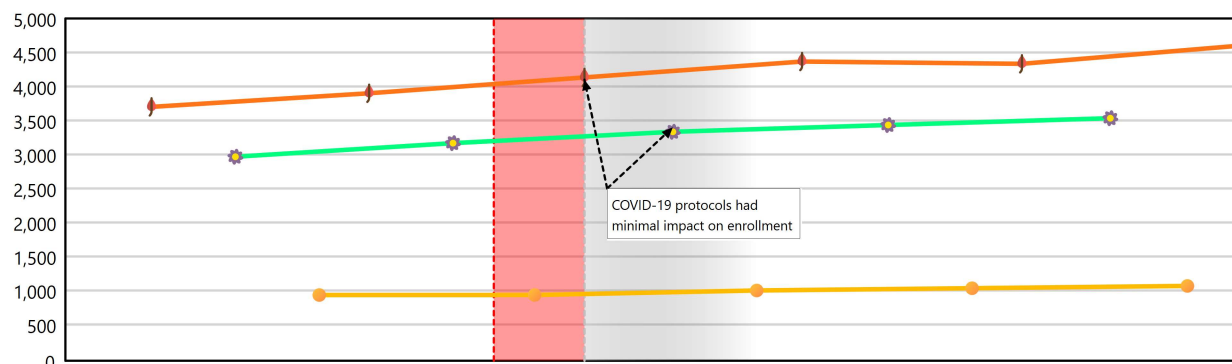
HEAD COUNTS FROM CURRENT & PREVIOUS SEMESTERS

	AY2018-19			AY2019-20			AY2020-21			AY2021-22			AY2022-23			AY2023-24	1-year Fall Change	5-year Fall Change
	Fall	Spring	Summer	Fall	Spring	Summer	Fall	Spring	Summer	Fall	Spring	Summer	Fall	Spring	Summer	Fall		
Totals	3,694	2,961	938	3,888	3,175	948	4,137	3,337	1,001	4,348	3,437	1,055	4,331	3,518	1,066	4,571	▲ 6%	▲ 24%
Student Level																		
Undergraduate	1,656	1,477	725	1,639	1,486	625	1,602	1,433	617	1,662	1,499	710	1,677	1,548	733	1,712	▲ 2%	▲ 3%
CC+	2,038	1,484	213	2,249	1,689	323	2,535	1,904	384	2,686	1,938	345	2,654	1,970	333	2,859	▲ 8%	▲ 40%

HISTORICAL TRENDS



ALL STUDENTS

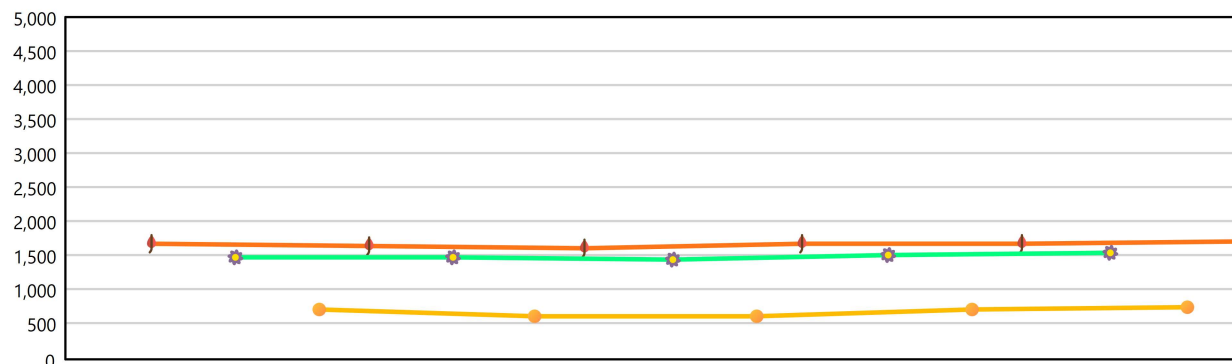


Semester

- ◆ Fall
- ◆ Spring
- Summer

- Classes exclusively online
- Limited in-person class capacities

UNDERGRADUATES



CC+ Students

